

OT FIT 25/220-240/700 NFC (NEW)

OPTOTRONIC FIT NFC | Compact constant current LED driver – Non dimmable



Product family features

- Output current range 150-1050 mA
- NFC Interface
- Low LF-ripple < 5%
- Lifetime: up to 50,000 h (temperature at max. t_c)

Product family benefits

- Fast programming / current set via NFC
- High quality of light thanks to low output ripple current
- Small housing for flexible luminaire designs
- High efficiency

Areas of application

- Spot light and down light
- Offices
- Shops
- Hospitality

Technical data

Electrical data

Nominal input voltage	220...240 V
Nominal output current	350...700 mA ¹⁾
Nominal output power	6.3...28 W
Nominal output voltage	18...40 V
Maximum output power	28 W
Mains frequency	50/60 Hz
Input voltage AC	198...264 V
Input voltage DC	not relevant
Default output current	350 mA
Device power loss	3.6 W
Efficiency in full-load	89 % ²⁾
Galvanic isolation primary/secondary	SELV
Inrush current	20 A ³⁾
Max. ECG no. on circuit breaker 10 A (B)	20
Max. ECG no. on circuit breaker 16 A (B)	30
Output current tolerance	±7.5 %
Output PSTLM	≤1
Output ripple current (100 Hz)	< 5 %
Output SVM	≤0.4
Power factor λ	0.77C...0.98
Protective conductor current	not relevant
Surge capability (L-N)	1 kV
Surge capability (L/N-Ground)	2 kV
Total harmonic distortion	< 10 % ⁴⁾
U-OUT (working voltage)	60 V
Current set	NFC

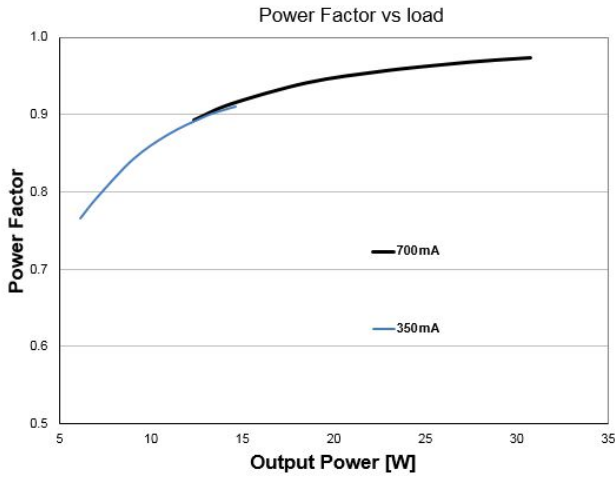
1) ±7.5%

2) at 230 V, 50 Hz

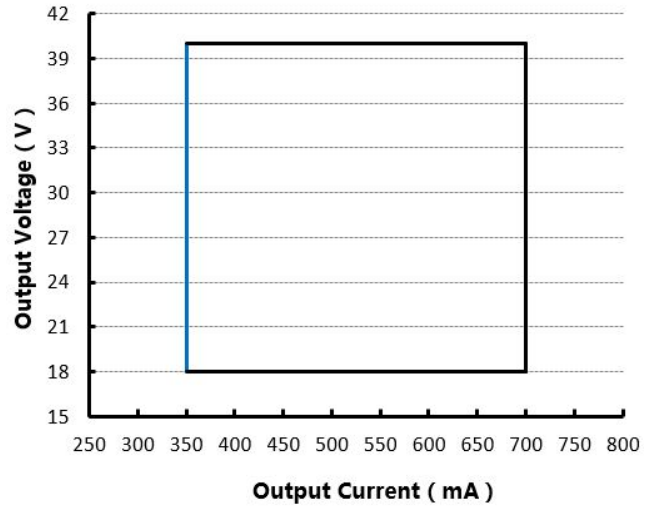
3) $t_h=200 \mu s$

4) At full load

Typical Power Factor v Load



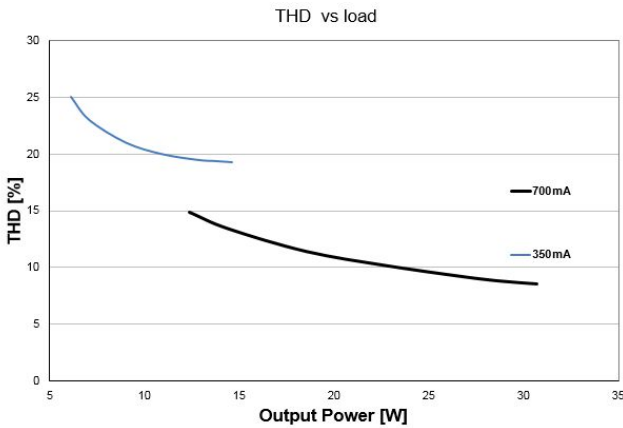
Operating Window



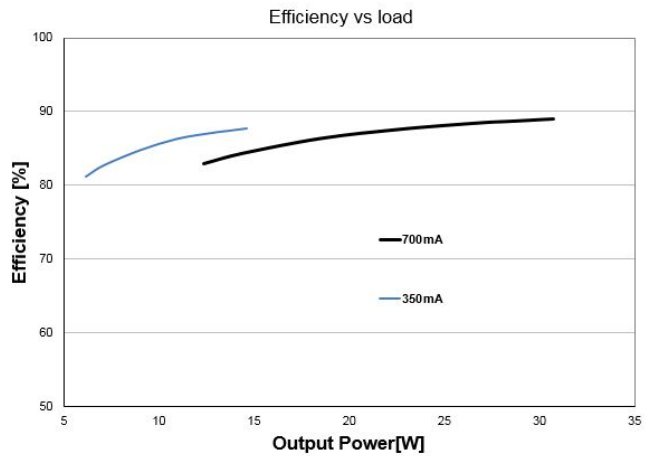
OT FIT 25 NFC Typical Power Factor vs. Load

OT FIT 25 NFC Operating Window

Typical THD v Load



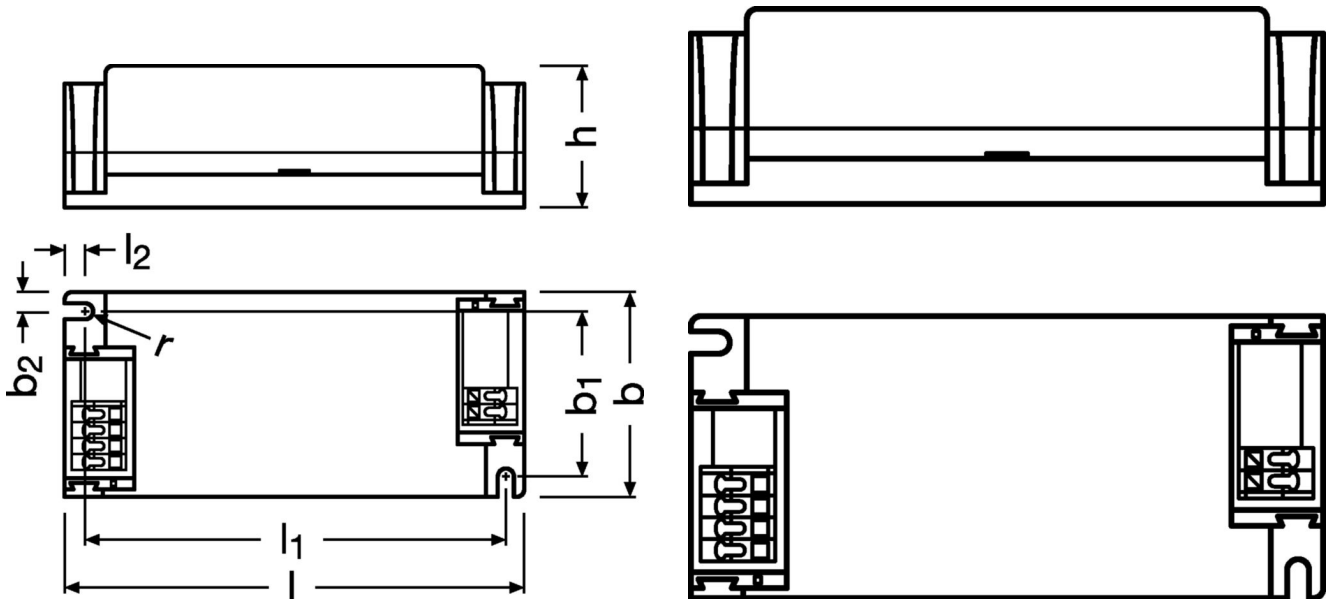
Typical Efficiency v Load 230 V 50 Hz



OT FIT 25 NFC Typical THD Vs Load

OT FIT 25 NFC Typical Efficiency vs. Load (230 V / 50 Hz)

Dimensions & weight



Length	97.0 mm
Height	29.5 mm
Width	43.0 mm
Product weight	120.00 g
Cable cross-section, input side	0.5...1.5 mm ² / 0.75...1.5 mm ² ¹⁾
Cable cross-section, output side	0.5...1.5 mm ² / 0.75...1.5 mm ² ¹⁾
Wire preparation length, input side	7...8 mm
Wire preparation length, output side	7...8 mm
Mounting hole spacing, length	88.0 mm
Mounting hole spacing, width	34.0 mm

1) Solid/ Flexible Leads

Colors & materials

Casing material	Plastic
-----------------	---------

Temperatures & operating conditions

Ambient temperature range	-20...+50 °C
Max.housing temperature in case of fault	110 °C
Maximum temperature at tc test point	80 °C
Permitted rel. humidity during operation	5...85 % ¹⁾
Temperature range at storage	-25...85 °C

1) Non-condensing

Lifespan

ECG lifetime	50000 h / 100000 h ¹⁾
---------------------	----------------------------------

1) At $T_c = 80^\circ\text{C}$ / 0.2% / 1,000 h failure rate / $T_c = 70^\circ\text{C}$, 0.1% / 1,000 h failure rate

Additional product data

Predecessor EAN	4052899957008
------------------------	---------------

Capabilities

Dimmable	No
Max. cable length to lamp/LED module	2.0 m ¹⁾
Overload protection	Yes
Overheating protection	Automatic reversible
Suitable for fixtures with prot. class	I / II
Suitable for through-wiring	No
Type of connection, input side	Push terminal
Type of connection, output side	Push terminal
Intended for no-load operation	No
No-load proof	Yes
Number of channels	1
Short-circuit protection	Yes

1) Output wires must be routed as close as possible to each other

Programming

Box programming	Yes
Programming device	NFC
Tuner4TRONIC	Yes
Tuner4TRONIC Field App	Yes

Certificates & standards

Type of protection	IP20
Approval marks – approval	CCC / CE / ENEC
Standards	Acc. to IEC 61347-1 / Acc. to IEC 61347-2-13 / Acc. to IEC 62384 / Acc. to IEC 61000-3-2 / Acc. to IEC 61000-3-3 / Acc. to IEC 61547 / Acc. to EN 55015, CISPR 15 / Acc. to EN 62386

Logistical data

Commodity code	85044083900
----------------	-------------

Environmental information

Information according Art. 33 of EU Regulation (EC) 1907/2006 (REACH)	
Declaration No. in SCIP database	In work
Date of Declaration	29-07-2024
Primary Article Identifier	4052899617186
SCIP_STATUS	In work
SCIP_ID	

Ecodesign regulation information:

Intended for use with LED modules.

The forward voltage of the LED light source shall be within the defined operating window of the control gear in all operating conditions including dimming if applicable.

Separate control gear and light sources must be disposed of at certified disposal companies in accordance with Directive 2012/19/EU (WEEE) in the EU and with Waste Electrical and Electronic Equipment (WEEE) Regulations 2013 in the UK. For this purpose, collection points for recycling centres and take-back systems (CRSO) are available from retailers or private disposal companies, which accept separate control gear and light sources free of charge. In this way, raw materials are conserved and materials are recycled.

Download Data

File		
Certificates	PDF	▶IT DALI OT FIT ENEC 35 113246 02 120723
CAD data 3-dim	Compressed	▶OT FIT NFC CAD3PDF 110624
CAD data	Compressed	▶OT FIT NFC STEP 110624
Mandatory Publications	PDF	▶OT FIT NFC CE 4211505 05 200923
Mandatory Publications	PDF	▶OT FIT NFC UK DoC 4281077 01 220823
User instruction	PDF	▶UI OT FIT NFC

Logistical Data

Product code	Product description	Packaging unit (Pieces/Unit)	Dimensions (length x width x height)	Volume	Gross weight
4052899617186	OT FIT 25/220-240/700 NFC	Shipping carton box 20 Pieces	228 x 208 x 78 mm	3.70 dm ³	130.15 g

The mentioned product code describes the smallest quantity unit which can be ordered. One shipping unit can contain one or more single products. When placing an order, for the quantity please enter single or multiples of a shipping unit

Accessories Optional

Product description	Accessory name	Accessory code
OT FIT 25/220-240/700 NFC	OT CABLE CLAMP D-STYLE	▶ 4052899077904
OT FIT 25/220-240/700 NFC	OT CABLE CLAMP D-STYLE	▶ 4062172345507
OT FIT 25/220-240/700 NFC	OT CABLE CLAMP D-STYLE TL	▶ 4062172349185
OT FIT 25/220-240/700 NFC	PRH101 -USB	▶ 6977078996938
OT FIT 25/220-240/700 NFC	CPR30 -USB	▶ 6977078996945

Disclaimer

Subject to change without notice. Errors and omission excepted. Always make sure to use the most recent release.